

Mark For:

Date: _____
 Dealer Acct #: _____
 Dealer: _____
 Dealer Contact: _____
 Dealer Address: _____
 Dealer City: _____ ST: _____ ZIP: _____
 Dealer Phone: () _____ Fax: () _____
 Confirmation Email: _____
 Confirm Via: Fax Email

Submitting for:

Quote Order

PO#: _____

ADDITIONAL SHIPPING INFORMATION

Ship To: _____
 Attention: _____
 Address: _____
 Address: _____
 Ship To City: _____ ST: _____ ZIP: _____
 Ship To Phone: () _____ Fax: () _____

The **HCPCS CODES** provided are based on code verification through PDAC or our interpretation of the code definitions.
 The use of **HCPCS CODES** does not ensure coverage or payment. For coverage information, verify the appropriate payer's coverage policy.

✓	Option #	HCPCS	Definition	Price	✓	Option #	HCPCS	Definition	Price
---	----------	-------	------------	-------	---	----------	-------	------------	-------

1. FRAME STYLE & SETUP

Base Model

<input type="checkbox"/>	186WM60	K0005	Quickie Q7 - Adjustable (265 lbs)	\$2,500.00
--------------------------	---------	-------	-----------------------------------	------------

Performance Package (No substitutions, discount given on separate line)

<input type="checkbox"/>	186QD01		Single Sided Fork	\$125.00
			Ultra Lightweight Wheel	\$250.00
			Schwalbe Marathon Plus Evolution	\$125.00
			Compact Wheel Lock	\$125.00
			Retail Value	\$625.00
			Package Price	\$535.00

Ultra Lite Package (No substitutions, discount given on separate line)

<input type="checkbox"/>	186QD02		Ultra Lite Seat Sling	\$100.00
			Ultra Lightweight Wheel	\$250.00
			Schwalbe Speed Run Tire	\$125.00
			Compact Wheel Lock	\$125.00
			Retail Value	\$600.00
			Package Price	\$510.00

Transit

<input type="checkbox"/>	186TO45		Transit	\$315.00
--------------------------	---------	--	---------	----------

Attitude Bike (Optional)

<input type="checkbox"/>	186IN04		Attitude Bike bundle	See Order Form
--------------------------	---------	--	----------------------	----------------

Frame Angle

See **FIGURE 1** Measure from front frame to floor.

<input type="checkbox"/>	186FA1	75°	NC
<input type="checkbox"/>	186FA8	80°	NC
<input type="checkbox"/>	186FA2	85°	NC

Frame Inset Per Side

See **FIGURE 2** Frame Inset is the distance from the outside of the seat tube to the outside of the footrest.

<input type="checkbox"/>	186FF1	0"	NC
<input type="checkbox"/>	186FF2	1" (NA w/ 12" wide)	NC
<input type="checkbox"/>	186FF3	2" (NA with 12" & 13" wide)	NC

Frame Style

See **FIGURE 3** Measurement for set up.

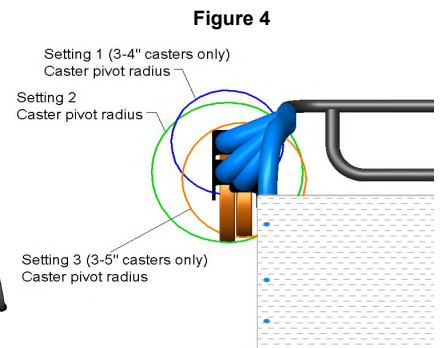
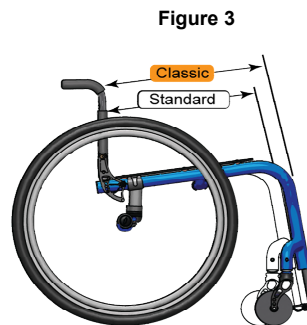
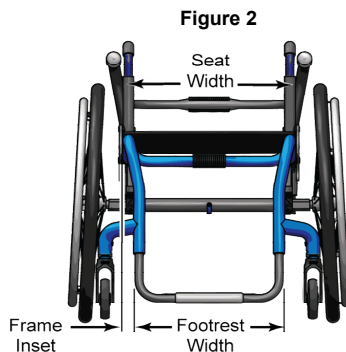
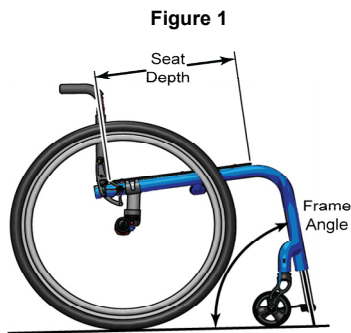
<input type="checkbox"/>	186FS9	Standard	NC
<input type="checkbox"/>	186FS34	Classic	NC

* **Standard Frame** - Seat Sling to front frame bend angle is 1.5" shorter than the classic position. **Classic Frame** - Traditional seat sling to front frame bend angle dimensions. Front of back cane post to front edge of seat sling will remain the same for both Standard and Classic.

Caster Housing Position

See **FIGURE 4**

<input type="checkbox"/>	186LH01	Setting 1 Suggested for 3" & 4" casters. For 2" Inset NA w/ setting 1	NC
<input type="checkbox"/>	186LH02	Setting 2 Suggested for 5" & 6" casters.	NC
<input type="checkbox"/>	186LH03	Setting 3 NA w/ 6" casters	NC



1. FRAME STYLE & SETUP (CONT.)

Frame - Direct Mount Wheel Lock (Optional)

No mounting clamp hardware. Only available with Compact Wheel Lock and 0° Camber. Not available with mountain tires or rear suspension. Traditional wheel locks available, see page 5. NA with rear suspension system.

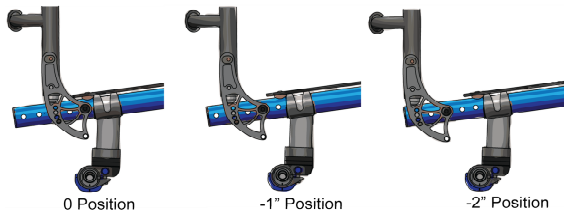
<input type="checkbox"/>	186WH13	Direct Mount Wheel Lock	NC
--------------------------	---------	-------------------------	----

Depth Adjustable Backrest (Optional)

See **Figure 5** Depth Adjust Backrest extends the frame rear of the seat sling, select a factory setting.

<input type="checkbox"/>	186DP02	0 Setting Backrest at standard position, field adjustable to -1" or -2"	\$165.00
<input type="checkbox"/>	186DP03	-1 Setting Backrest -1" offset, field adjustable to flush or -2"	\$165.00
<input type="checkbox"/>	186DP04	-2 Setting Backrest -2" offset, field adjustable to flush or -1"	\$165.00

Figure 5



Seat Depth

See **FIGURE 7** Measure from front of back post to front edge of seat sling. Seat sling is 1" shorter than depth ordered, but actual seat depth will remain the same as ordered.

<input type="checkbox"/>	186SD5	12"	NC	<input type="checkbox"/>	186SD10	17"	NC
<input type="checkbox"/>	186SD6	13"	NC	<input type="checkbox"/>	186SD11	18"	NC
<input type="checkbox"/>	186SD7	14"	NC	<input type="checkbox"/>	186SD12	19"	NC
<input type="checkbox"/>	186SD8	15"	NC	<input type="checkbox"/>	186SD13	20"	\$550.00
<input type="checkbox"/>	186SD9	16"	NC			(E2203)	

Figure 6

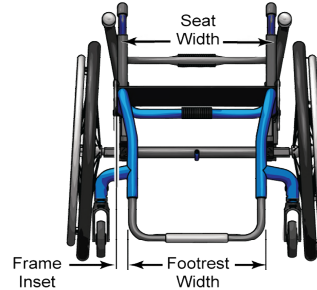
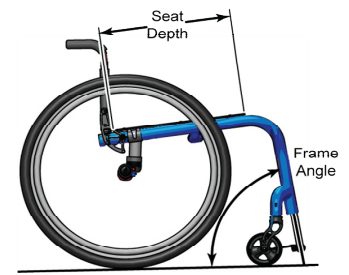


Figure 7



Seating Systems

<input type="checkbox"/>	186OP01	Standard Seat Sling	NC
<input type="checkbox"/>	186OP02	Ultra Seat Sling Available 14" to 18" Width and Depth. Ultra Seat Sling will be ~1/4" less than requested seat height value.	\$100.00
<input type="checkbox"/>	186OP04	Omit Seat Sling	NC

Seat Width

See **FIGURE 6** Measure from outside of seat tube to the outside of opposite seat tube.

<input type="checkbox"/>	186S3	12"	NC	<input type="checkbox"/>	186S8	17"	NC
<input type="checkbox"/>	186S4	13"	NC	<input type="checkbox"/>	186S9	18"	NC
<input type="checkbox"/>	186S5	14"	NC	<input type="checkbox"/>	186S10	19"	NC
<input type="checkbox"/>	186S6	15"	NC	<input type="checkbox"/>	186S48	20"	\$500.00
<input type="checkbox"/>	186S7	16"	NC			(E2201)	

JAY Cushions (Optional)

To order any JAY cushions on-chair, please see the JAY price list.

Cushion name or part number must be filled out with desired width and depth

<input type="checkbox"/>	186JC20	JAY Bundled Cushion	Price List
		Cushion Name or Part #	
		Width:	Depth:

2. FRONT SEAT HEIGHT SET UP

Front Seat Height

See **FIGURE 8** Measure from the front of the seat rail to the floor.

<input type="checkbox"/>	186SH14	16.0"	NC	<input type="checkbox"/>	186SH20	18.5"	NC
<input type="checkbox"/>	186SH15	16.5"	NC	<input type="checkbox"/>	186SH21	19.0"	NC
<input type="checkbox"/>	186SH16	17.0"	NC	<input type="checkbox"/>	186SH23	19.5"	NC
<input type="checkbox"/>	186SH17	17.5"	NC	<input type="checkbox"/>	186SH24	20.0"	NC
<input type="checkbox"/>	186SH18	18.0"	NC	<input type="checkbox"/>	186SH26	20.5"	NC
				<input type="checkbox"/>	186SH27	21.0"	NC

Figure 8



Caster Wheels

<input type="checkbox"/>	186CW1	3" Micro	NC	
<input type="checkbox"/>	186CW3	4" Low Profile Polyurethane	NC	
<input type="checkbox"/>	186CW31	4" Micro Lighted	\$70.00	
<input type="checkbox"/>	186CW72	4" x 1" Aluminum Poly	\$100.00	
<input type="checkbox"/>	186CW44	4" x 1.25 Semi Pneumatic	\$55.00	
<input type="checkbox"/>	186CW64	4" x 1.5" Aluminum Soft Roll	\$175.00	
<input type="checkbox"/>	186CW5	5" Low Profile Polyurethane	NC	
<input type="checkbox"/>	186CW51	5" Micro Lighted	\$85.00	
<input type="checkbox"/>	186CW6	5" Soft Roll (Grey) -NA w/Frog Legs	\$85.00	
<input type="checkbox"/>	186CW65	5" x 1" Aluminum Poly	\$110.00	
<input type="checkbox"/>	186CW7	5" x 1.5" Semi Pneumatic	\$85.00	
<input type="checkbox"/>	186CW66	5" x 1.5" Aluminum Soft Roll	\$185.00	
<input type="checkbox"/>	186CW34	6" Poly	NC	
<input type="checkbox"/>	186CW33	E2214 E2215	6" Pneumatic	\$75.00
<input type="checkbox"/>	186CW35	6" x 1.5" Semi Pneumatic	\$85.00	
<input type="checkbox"/>	186CW68	6" x 1.5" Aluminum Soft Roll	\$195.00	

Caster Forks and Suspension

<input type="checkbox"/>	186CF65	Multiple Position	NC
<input type="checkbox"/>	186CF69	Multiple Position Single Sided Fork	\$150.00
<input type="checkbox"/>	186CF53	E1015 Frog Legs 0 weight to 100 lbs.	\$425.00
<input type="checkbox"/>	186CF54	E1015 Frog Legs 101 lbs. weight to 190 lbs.	\$425.00
<input type="checkbox"/>	186CF55	E1015 Frog Legs 191 lbs. weight to 265 lbs.	\$425.00

3. FOOTPLATE OPTIONS

Footrest

Angle Adjustable Flip Back NA w/ 19-20 wide w/ 0" inset. Some Flip back configurations won't allow 2" ground clearance and will need to raise up.

Flip back not available Caster setting 1" & 2" inset.

<input type="checkbox"/>	186F229		Aluminum Tubular	NC
<input type="checkbox"/>	186F274		Aluminum Tubular w/ Snap On Cover	\$30.00
<input type="checkbox"/>	186F276	K0040	Angle Adjustable Flip Back	\$185.00
<input type="checkbox"/>	186F51	K0040	Platform Footrest	\$95.00
<input type="checkbox"/>	186F111	K0040	Ultra Lite Platform Footrest NA w/ 14" wide and 2" inset, NA w/ 19-20 wide w/ 0" inset	\$115.00

Adaptive Platform Spacer

NA with Aluminum Tubular or Ultra Lite Platform. Now available with Angle Adj. Flip Back.

<input type="checkbox"/>	186AD1		Adaptive Platform 2" Spacer	\$95.00
<input type="checkbox"/>	186AD2		Adaptive Platform 4" Spacer	\$95.00
<input type="checkbox"/>	186AD3		Adaptive Platform 6" Spacer	\$95.00

Footrest Options

<input type="checkbox"/>	186DI08	K0037	High Mount Ext Tubes (NA w/ Tubular footrest)	\$55.00
<input type="checkbox"/>	186DI03	K0038	Leg Strap	\$35.00
<input type="checkbox"/>	186DI04	K0038	Extra Leg Strap	\$35.00
<input type="checkbox"/>	186DI05		Gel Hanger Cover	\$105.00
<input type="checkbox"/>	186DI07		Neoprene Impact Guards	\$85.00
<input type="checkbox"/>	186DI02		Wear Pads	\$50.00
<input type="checkbox"/>	186DI06		Position Plates (NA for Tubular Footrest)	\$50.00

4. BACKREST

Back Type

<input type="checkbox"/>	186BT96		Folding Angle Adj w/Double Lock Down	NC	<input type="checkbox"/>	186BT3		Non-Folding Angle Adjustable	NC
--------------------------	---------	--	--------------------------------------	----	--------------------------	--------	--	------------------------------	----

Choose Option 1 or 2

1. Aluminum Height Adjustable Backrest

<input type="checkbox"/>	186B110	Setting	10" - 14" Back Height	NC
			<input type="checkbox"/> 10 <input type="checkbox"/> 11 <input type="checkbox"/> 12 <input type="checkbox"/> 13 <input type="checkbox"/> 14	
<input type="checkbox"/>	186B110	Setting	12" - 16" Back Height	NC
			<input type="checkbox"/> 12 <input type="checkbox"/> 13 <input type="checkbox"/> 14 <input type="checkbox"/> 15 <input type="checkbox"/> 16	
<input type="checkbox"/>	186B110	Setting	14" - 18" Back Height	NC
			<input type="checkbox"/> 14 <input type="checkbox"/> 15 <input type="checkbox"/> 16 <input type="checkbox"/> 17 <input type="checkbox"/> 18	
<input type="checkbox"/>	186B110	Setting	16" - 20" Back Height	NC
			<input type="checkbox"/> 16 <input type="checkbox"/> 17 <input type="checkbox"/> 18 <input type="checkbox"/> 19 <input type="checkbox"/> 20	

OR

2. Ultra Lightweight Aluminum Fixed Backrest

Select back height. 8", 9", or 10" only available with omit push handles.
17", 18", or 19" only available with fold down push handles

<input type="checkbox"/>	186BB21	8"	\$75.00	<input type="checkbox"/>	186BB17	14"	\$75.00
<input type="checkbox"/>	186BB20	9"	\$75.00	<input type="checkbox"/>	186BB18	15"	\$75.00
<input type="checkbox"/>	186BB13	10"	\$75.00	<input type="checkbox"/>	186BB19	16"	\$75.00
<input type="checkbox"/>	186BB14	11"	\$75.00	<input type="checkbox"/>	186BB10	17"	\$75.00
<input type="checkbox"/>	186BB15	12"	\$75.00	<input type="checkbox"/>	186BB11	18"	\$75.00
<input type="checkbox"/>	186BB16	13"	\$75.00	<input type="checkbox"/>	186BB12	19"	\$75.00

Towel Bar

<input type="checkbox"/>	186QT01		Standard Style - 4" Offset	NC
<input type="checkbox"/>	186QT02		Low Profile - 2" Offset <i>Limited w/Solid Backs, Not suggested with 19" & 20" wide</i>	\$50.00

Backrest Handles

<input type="checkbox"/>	186PH6		Integral Push Handles	NC
<input type="checkbox"/>	186PH5		Fold Down Push Handles NA w/ 10"-14" adj height & 8"-10" fixed height NA w/ standard upholstery	\$100.00
<input type="checkbox"/>	186PH2		Omit Push Handles	NC

Backrest Upholstery

<input type="checkbox"/>	186BU1		Standard Upholstery	NC
<input type="checkbox"/>	186BU70	E2611	Backrest Tension Adj Ballistic Nylon	\$315.00
<input type="checkbox"/>	186BU71	E2611	Backrest Tension Adj 3DX Vented	\$330.00
<input type="checkbox"/>	186BU14		Omit Back Upholstery	-\$15.00

JAY J3 Back

<input type="checkbox"/>	186JB01		J3 Back To order a J3 Back please select Omit Back Upholstery. See J3 Back Order Form for Part #'s.	Price List
--------------------------	---------	--	---	------------

Military Service Patches

Only available on tension adjustable upholstery and Jay 3 Back

<input type="checkbox"/>	186VU1		US Marines Patch	\$90.00
<input type="checkbox"/>	186VU2		US Army Patch	\$90.00
<input type="checkbox"/>	186VU3		US Navy Patch	\$90.00
<input type="checkbox"/>	186VU4		US Air Force Patch	\$90.00
<input type="checkbox"/>	186VU12		Coast Guard Patch	\$90.00
<input type="checkbox"/>	186VU5		Purple Heart Patch	\$90.00
<input type="checkbox"/>	186VU8		Purple Heart with Marines Patch	\$145.00
<input type="checkbox"/>	186VU9		Purple Heart with Army Patch	\$145.00
<input type="checkbox"/>	186VU10		Purple Heart with Navy Patch	\$145.00
<input type="checkbox"/>	186VU11		Purple Heart with Air Force Patch	\$145.00
<input type="checkbox"/>	186VU13		Purple Heart with Coast Guard Patch	\$145.00

Backrest Options

Telescoping Push Handles have Double "D" tubing to eliminate rotation.

<input type="checkbox"/>	186OD5		Narrow Backrest Inset <i>Backcanes 1" narrower than selected seat width. NA with 12" Wide. NA w/ Aluminum or Carbon Side Guards</i>	\$80.00
<input type="checkbox"/>	186A192		Telescoping Push Handles <i>Range of 13-19" from sling to handle</i>	\$215.00
<input type="checkbox"/>	186A195		Telescoping Push Handles - Tall (25" from seat to push handle)	\$215.00

5. REAR SEAT HEIGHT SET UP

Axle Plate

Extended COG NA w/ Xtender Power Assist

<input type="checkbox"/>		Adjustable COG (1"-4")	NC
<input type="checkbox"/>		Adjustable Extended COG (0"-3")	NC

Rear Suspension (Optional)

<input type="checkbox"/>	4-Link Rear Suspension COG (0"-3") <i>Single Post only available up to 2" COG. Plastic Side Guards only available up to 2.5" COG. NA w/ Xtender</i>		
<input type="checkbox"/>	186SV08	Weight from 0 lbs to 175 lbs	\$595.00
<input type="checkbox"/>	186SV09	Weight from 176 lbs. to 265 lbs	\$595.00

Xtender Power Assist



RSH 16.5"-19" with 22" wheels, RSH 17.5"-20" with 24" wheels 0 camber, pneumatic tire. 22" & 24" wheels only. Anti-Tips no charge. NA w/ Transit and 4-link Suspension. Dual Drive mode available with B4ME

<input type="checkbox"/>	186XT6	E0986	22" Xtender Power Assist JWX-2 NICKEL	\$7,895.00
<input type="checkbox"/>	186XT7	E0986	22" Xtender Power Assist JWX-2 LITHIUM	\$8,695.00
<input type="checkbox"/>	186XT4	E0986	24" Xtender Power Assist JWX-2 NICKEL	\$7,895.00
<input type="checkbox"/>	186XT5	E0986	24" Xtender Power Assist JWX-2 LITHIUM	\$8,695.00

Please select one of the following handrim options

<input type="checkbox"/>	186XH5	Plastic Coated	NC
<input type="checkbox"/>	186XH6	Stainless Steel	NC

Xtender - Other Options

<input type="checkbox"/>	186XA10	Spare NiMH Power Pack - NICKEL	\$1,395.00
<input type="checkbox"/>	186XA11	Spare Li-ion Power Pack - LITHIUM	\$1,795.00

Xtender Wheel Options

<input type="checkbox"/>	186XA8	E2211 E2212	SPARE 22" Lite Spoke Pneu Alum	NC
<input type="checkbox"/>	186XA9	E2211 E2213	SPARE 22" Lite Spoke Pneu Plastic	\$90.00
<input type="checkbox"/>	186XA2	E2211 E2212	SPARE 24" Lite Spoke Pneu Alum	NC
<input type="checkbox"/>	186XA4	E2211 E2213	SPARE 24" Lite Spoke Pneu Plastic	\$90.00

Center of Gravity Preset

Measure from front of back post to the center of rear axle. Xtender 1" - 4"

<input type="checkbox"/>	186CC12	0"	NC
<input type="checkbox"/>	186CC1	.5"	NC
<input type="checkbox"/>	186CC2	1.0"	NC
<input type="checkbox"/>	186CC3	1.5"	NC
<input type="checkbox"/>	186CC4	2.0"	NC
<input type="checkbox"/>	186CC5	2.5"	NC
<input type="checkbox"/>	186CC6	3.0"	NC
<input type="checkbox"/>	186CC7	3.5"	NC
<input type="checkbox"/>	186CC8	4.0"	NC

	Wheel	5 Spoke Mag	Mag	Lite Spoke	Ultra Lt wt	Spinergy
Tire						
Full Poly Tire		20,22,24	20,22,24	20,22,24		
High Press. Clincher				22,24,25,26	22,24,25	22,24,25,26
SHOX Perform. Poly		20,22,24	24	24,25		24,25
Knobby V-TRAK				24		24
Pneumatic		20,22,24	20,22,24	20,22,24,26		22,24,26
Pneumatic w/Airless Insert		20,22,24	20,22,24	20,22,24,26		22,24,26
Schwalbe Marathon				24,25,26	22,24,25	24,25,26
Schwalbe Speed Run				24,25	24,25	24,25
22" = 489 mm 24" = 540 mm 25" = 559 26" = 590						

Camber

<input type="checkbox"/>	186C11	0°	NC
<input type="checkbox"/>	186C12	3°	NC
<input type="checkbox"/>	186C14	6° (N/A with Std Mag and 5 spk MAG Wheels)	NC

Front to Rear Seat Height Matrix

12" Seat Depth	2.5" Max Front to Rear Seat Hgt.
13", 14" Seat Depth	3.0" Max Front to Rear Seat Hgt.
15", 16" Seat Depth	3.5" Max Front to Rear Seat Hgt.
17", 18" Seat Depth	4.0" Max Front to Rear Seat Hgt.
19", 20" Seat Depth	4.5" Max Front to Rear Seat Hgt.

Rear Seat Height

<input type="checkbox"/>	186RH11	13.0" Only w/ 20" Rear Wheel. NA w/ Rear Suspension	NC
<input type="checkbox"/>	186RH12	13.5" Only w/ 20" Rear Wheel. NA w/ Rear Suspension	NC
<input type="checkbox"/>	186RH13	14.0" Only w/ 20" Rear Wheel.	NC
<input type="checkbox"/>	186RH14	14.5" Only w/ 20" Rear Wheel.	NC
<input type="checkbox"/>	186RH15	15.0" Only w/ 20" or 22" Rear Wheel for Adjustable Axle. Only w/ 20" Rear Wheel for Rear Suspension	NC
<input type="checkbox"/>	186RH16	15.5" Only w/ 20" or 22" or 24" w/HP Clincher Rear Wheel. Only w/ 20" Rear Wheel for Rear Suspension	NC
<input type="checkbox"/>	186RH17	16.0" NA w/ 24, 25 & 26" Rear Wheels and Rear Suspension	NC
<input type="checkbox"/>	186RH18	16.5" NA w/ 24, 25 & 26" Rear Wheels and Rear Suspension	NC
<input type="checkbox"/>	186RH19	17.0"	NC
<input type="checkbox"/>	186RH26	17.5"	NC
<input type="checkbox"/>	186RH20	18.0"	NC
<input type="checkbox"/>	186RH27	18.5"	NC
<input type="checkbox"/>	186RH21	19.0"	NC
<input type="checkbox"/>	186RH37	19.5"	NC
<input type="checkbox"/>	186RH22	20.0" NA w/ Rear Suspension	NC

Axle

<input type="checkbox"/>	186AX1	Quick Release Steel	NC
<input type="checkbox"/>	186AX13	Quad Quick Release Steel Only available with Std Mag Whls	\$125.00

Rear Wheel

Ultra Lightweight only available w/ Aluminum Handrim. Contact Built 4 Me for Spinergy color options or Topolino Carbon Wheels.

<input type="checkbox"/>	186RW3	20" Mag	NC
<input type="checkbox"/>	186RW8	22" Mag	NC
<input type="checkbox"/>	186RW1	24" Mag	NC
<input type="checkbox"/>	186RW103	20" Mag Wheel 5 Spoke	NC
<input type="checkbox"/>	186RW104	22" Mag Wheel 5 Spoke	NC
<input type="checkbox"/>	186RW102	24" Mag Wheel 5 Spoke	NC
<input type="checkbox"/>	186RW90	20" Lite Spoke	\$200.00
<input type="checkbox"/>	186RW91	22" Lite Spoke	\$200.00
<input type="checkbox"/>	186RW92	24" Lite Spoke	NC
<input type="checkbox"/>	186RW93	25" Lite Spoke	NC
<input type="checkbox"/>	186RW94	26" Lite Spoke	\$80.00
<input type="checkbox"/>	186RW06	22" Ultra Lightweight Spoke 2.0	\$250.00
<input type="checkbox"/>	186RW10	24" Ultra Lightweight Spoke 2.0	\$250.00
<input type="checkbox"/>	186RW16	25" Ultra Lightweight Spoke 2.0	\$250.00
<input type="checkbox"/>	186RW28	22" Spinergy SPOX Black Spokes	\$795.00
<input type="checkbox"/>	186RW95	24" Spinergy SPOX Black Spokes	\$795.00
<input type="checkbox"/>	186RW96	25" Spinergy SPOX Black Spokes	\$795.00
<input type="checkbox"/>	186RW97	26" Spinergy SPOX Black Spokes	\$795.00
<input type="checkbox"/>	186RW32	22" Spinergy LX Black Spokes	\$995.00
<input type="checkbox"/>	186RW98	24" Spinergy LX Black Spokes	\$995.00
<input type="checkbox"/>	186RW99	25" Spinergy LX Black Spokes	\$995.00
<input type="checkbox"/>	186RW40	26" Spinergy LX Black Spokes	\$995.00
<input type="checkbox"/>	186RW50	24" Mountain	\$250.00

5. REAR SEAT HEIGHT SET UP (CONT)

Rear Wheel Tire				
<input type="checkbox"/>	186RT3	E2218	Full Poly Tire	NC
<input type="checkbox"/>	186RT6	E2211 E2212	High-Pressure Clincher	\$95.00
<input type="checkbox"/>	186RT38	E2218	SHOX Performance Poly	\$95.00
<input type="checkbox"/>	186RT27	E2211 E2212	Knobby V-TRAK by Kenda	\$95.00
<input type="checkbox"/>	186RT12	E2211 E2212	Mountain <i>Only available in 24"</i>	\$95.00
<input type="checkbox"/>	186RT1	E2211 E2212	Pneumatic	NC
<input type="checkbox"/>	186RT2	E2211 E2213	Pneumatic Airless Insert <i>N/A with Xtender</i>	\$80.00
<input type="checkbox"/>	186RT21	E2211 E2212	Schwalbe Marathon Plus Evolution	\$125.00
<input type="checkbox"/>	186RT28	E2211 E2212	Schwalbe Speed Run Tire	\$125.00

Handrim				
<i>Natural Fit Handrims only available in 22", 24", & 25".</i>				
<i>Natural Fit w/ 5 spoke MAG only available in 24"</i>				
<input type="checkbox"/>	186HR1		Aluminum Anodized	NC
<input type="checkbox"/>	186HR4		Plastic Coated <i>NA w/ 25" & 26"</i> <i>Lite Spoke Wheels</i>	\$95.00
<input type="checkbox"/>	186HR22		Natural Fit - Standard Grip	\$375.00
<input type="checkbox"/>	186HR23		Natural Fit - Super Grip	\$410.00
<input type="checkbox"/>	186HR30		Natural Fit LT - Standard Grip	\$375.00
<input type="checkbox"/>	186HR31		Natural Fit LT - Super Grip	\$410.00
<input type="checkbox"/>	186HR24		Spinergy Flex Rim <i>Only available on Spinergy LX wheels 24" & 25"</i>	\$525.00
<input type="checkbox"/>	186HR7		Omit Handrim <i>NA w/ Ultra Lightweight Wheels</i>	NC

6. ARMREST

Armrest - Padded Swing Away				
<i>Some limitations when used with the Angle Adjustable Back in the rear most setting</i>				
<i>Please select a setting, will default to 11" if no selection is made.</i>				
<input type="checkbox"/>	186AA18	E0973	Padded Swing-Away STD (9" to 14")	\$210.00
	Setting		<input type="checkbox"/> 9" <input type="checkbox"/> 10" <input type="checkbox"/> 11" <input type="checkbox"/> 12" <input type="checkbox"/> 13" <input type="checkbox"/> 14"	

Armpad - For Height Adjustable				
<input type="checkbox"/>	186AM23		Desk Length (10") <i>Classic</i>	NC
<input type="checkbox"/>	186AM21		Desk Length (10") <i>Contour</i>	NC
<input type="checkbox"/>	186AM24		Full Length (14") <i>Classic</i>	NC
<input type="checkbox"/>	186AM22		Full Length (14") <i>Contour</i>	NC

Armrest - Height Adjustable				
<input type="checkbox"/>	186AA11	E0973	Single Post Height Adjustable - Std <i>Range 8" - 13". Adjust in 1" increments</i>	\$285.00
<input type="checkbox"/>	186AA29	E0973	Single Post Height Adjustable - Low <i>Range 6.5" - 10.5". Adjust in 1" increments</i>	\$285.00

Armrest Options				
<input type="checkbox"/>	186NP01		Gel Swing Away Pad	\$105.00

7. KEY OPTIONS & ACCESSORIES

Wheel Lock				
<i>Not all wheel locks available in all seat depths, wheel size, or COG</i>				
<input type="checkbox"/>	186WL1		High Mount Push	NC
<input type="checkbox"/>	186WL2		High Mount Pull	NC
<input type="checkbox"/>	186WL45		Ergo Scissor	NC
<input type="checkbox"/>	186WL30		Compact	\$125.00
<input type="checkbox"/>	186WL10		Omit Wheel Lock	NC

Side Guard - Color Option				
<i>Available with Aluminum or Aluminum with Fender.</i>				
<input type="checkbox"/>	186GE01		Black	NC
<input type="checkbox"/>	186GE02		Matching Frame- Standard Colors	NC
<input type="checkbox"/>	186GE03		Matching Frame- Custom Color	\$50.00

Wheel Lock Options				
<input type="checkbox"/>	186WL12		Do Not Mount	NC

Positioning Belt				
<input type="checkbox"/>	186A117	E0978	Belt 2" Aircraft Buckle w/clamps	\$110.00
<input type="checkbox"/>	186A118	E0978	Belt 2" Aircraft Buckle Padded w/clamps	\$120.00
<input type="checkbox"/>	186A141	E0978	Belt 1.5" Auto Buckle Universal w/clamps	\$70.00

Extension Handle				
<i>Ext. handles only available with high mount push or pull wheel locks</i>				
<input type="checkbox"/>	186EH7	E0961	Extension Handle (Pair)	\$65.00

Spoke Guards				
<i>Not available with 5 spoke MAG wheels. NA w/ Xtender Power Assist</i>				
<input type="checkbox"/>	186A23	K0065	Black Spoke Guard	\$115.00
<input type="checkbox"/>	186A302	K0065	Quickie "Q" Clear	\$115.00

Anti Tips				
<input type="checkbox"/>	186AT37	E0971	Anti Tips (Pair)	\$140.00

Additional Pack Accessories				
<input type="checkbox"/>	186A1		Backpack - Adult	\$55.00
<input type="checkbox"/>	186A2		Backpack - Kids	\$50.00
<input type="checkbox"/>	186A8		Black Seat Pouch	\$45.00

Side Guards				
<i>Increases overall width of chair. Some interference may exist w/ padded SA arms at lowest settings</i>				
<input type="checkbox"/>	186SG33	K0108	Plastic Standard <i>NA w/ Height Adjustable Arms</i>	\$125.00
<input type="checkbox"/>	186SG29	K0108	Plastic Low <i>NA w/ Ht Adj Arms</i>	\$125.00
<input type="checkbox"/>	186SG35	K0108	Aluminum <i>NA w/Height Adj. Arms, High Push or Pull Wheel Locks</i>	\$235.00
<input type="checkbox"/>	186SG36	K0108	Aluminum w/ Fender <i>NA w/ Height Adj. Arms, High Push or Pull Wheel Locks</i>	\$245.00
<input type="checkbox"/>	186SG12	K0108	Carbon Fiber <i>NA w/ Height Adj. Arms, High Push or Pull Wheel Locks</i>	\$450.00

Miscellaneous				
<input type="checkbox"/>	186A203	E2207	Crutch Holder	\$195.00
<input type="checkbox"/>	186A83		Tool Kit	\$45.00

7. KEY OPTIONS & ACCESSORIES (CONT)

Frame Color			
<input type="checkbox"/>	186C118	Bead Blast	NC
<input type="checkbox"/>	186C140	Aztec Gold	NC
<input type="checkbox"/>	186C2	Black (Not avail as base w/Zebra)	NC
<input type="checkbox"/>	186C141	Black Cherry	NC
<input type="checkbox"/>	186C10	Black Opal	NC
<input type="checkbox"/>	186C38	Blue Opal	NC
<input type="checkbox"/>	186C36	Candy Blue	NC
<input type="checkbox"/>	186C14	Candy Purple	NC
<input type="checkbox"/>	186C35	Candy Red	NC
<input type="checkbox"/>	186C142	Electric Blue	NC
<input type="checkbox"/>	186C143	Evergreen	NC
<input type="checkbox"/>	186C126	Glow	NC
<input type="checkbox"/>	186C144	Green Apple	NC
<input type="checkbox"/>	186C147	Hot Sparkle Pink	NC
<input type="checkbox"/>	186C148	Mauve Pink	NC
<input type="checkbox"/>	186C103	Rootbeer	NC
<input type="checkbox"/>	186C114	Sparkle Silver	NC
<input type="checkbox"/>	186C145	Sunrise Orange	NC
<input type="checkbox"/>	186C113	Titanium Color Paint	NC
<input type="checkbox"/>	186C8	Yellow	NC
<input type="checkbox"/>	186C44	Glossy White - Limited Edition	NC

Matte Frame Colors			
<input type="checkbox"/>	186C116	Matte Black	NC
<input type="checkbox"/>	186C151	Matte Black Cherry	NC
<input type="checkbox"/>	186C150	Matte Electric Blue	NC
<input type="checkbox"/>	186C149	Matte Evergreen	NC
<input type="checkbox"/>	186C152	Matte Purple	NC

Custom Frame Color			
<input type="checkbox"/>	186C112	Desert Camouflage	\$295.00
<input type="checkbox"/>	186C43	Mossy Oak Camouflage	\$295.00
<input type="checkbox"/>	186C42	Stars & Stripes	\$295.00
<input type="checkbox"/>	186C108	Zebra (Choose above base color) Std with White unless above base paint is chosen NA w/ Black	\$295.00

Anodized Color Package			
<i>Forks, Backcane Bracket, Rear Axle Clamp. NA w/ Frog Legs. Anodized parts can be ordered separately</i>			
<input type="checkbox"/>	186EB07	Black	NC
<input type="checkbox"/>	186EB08	Blue	\$150.00
<input type="checkbox"/>	186EB09	Green	\$150.00
<input type="checkbox"/>	186EB10	Purple	\$150.00
<input type="checkbox"/>	186EB11	Red	\$150.00
<input type="checkbox"/>	186EB12	Ti Grey	\$150.00

Built For Me

*To inquire about any unique customization for Quickie products, contact:
Phone: (800) 333 - 4000, Option #3, Fax: (800) 333 9011*



Commonly Requested Options Include:

- ✓ Swing Away Knee Adductors
- ✓ One Arm Drive
- ✓ Unilateral Wheel Locks
- ✓ Seat Pan
- ✓ Caster Pin Lock
- ✓ Grade Aids
- ✓ Spinergy Color Spokes
- ✓ Double D Telescoping Push Handles

